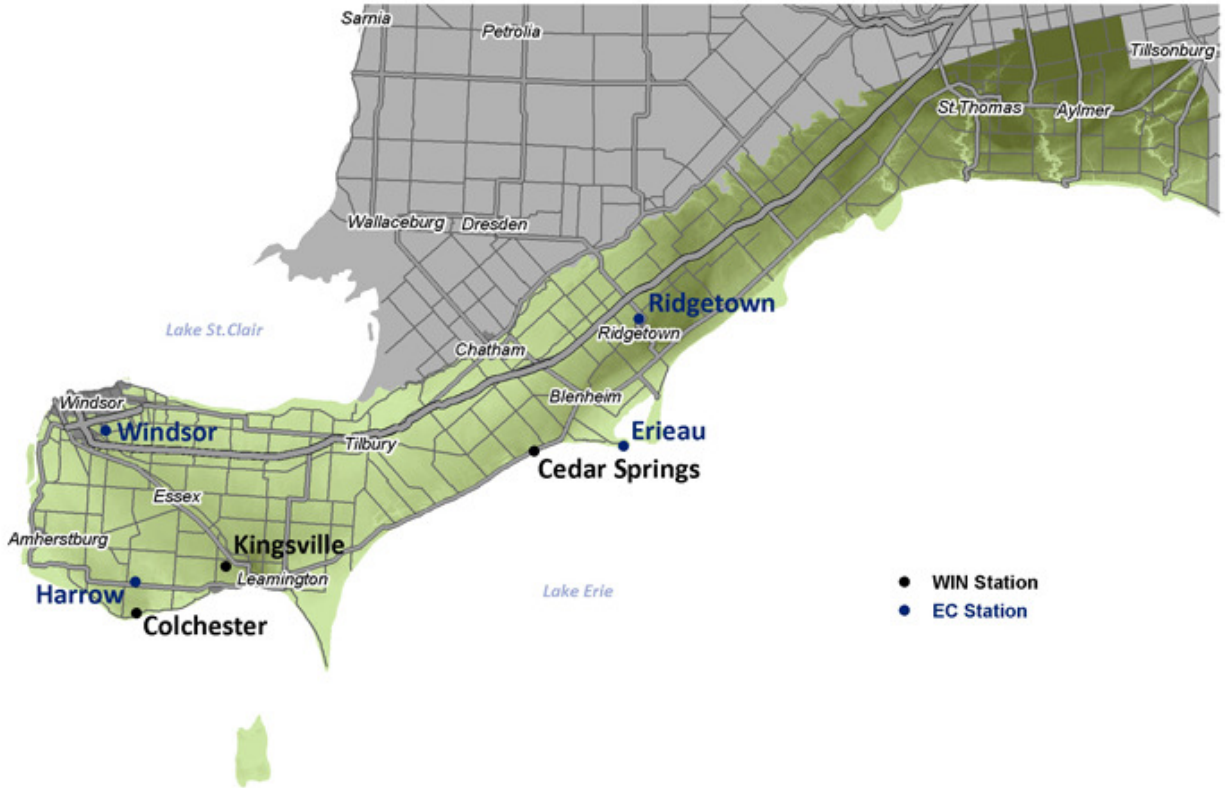




Weather INnovations Incorporated



February 2011:

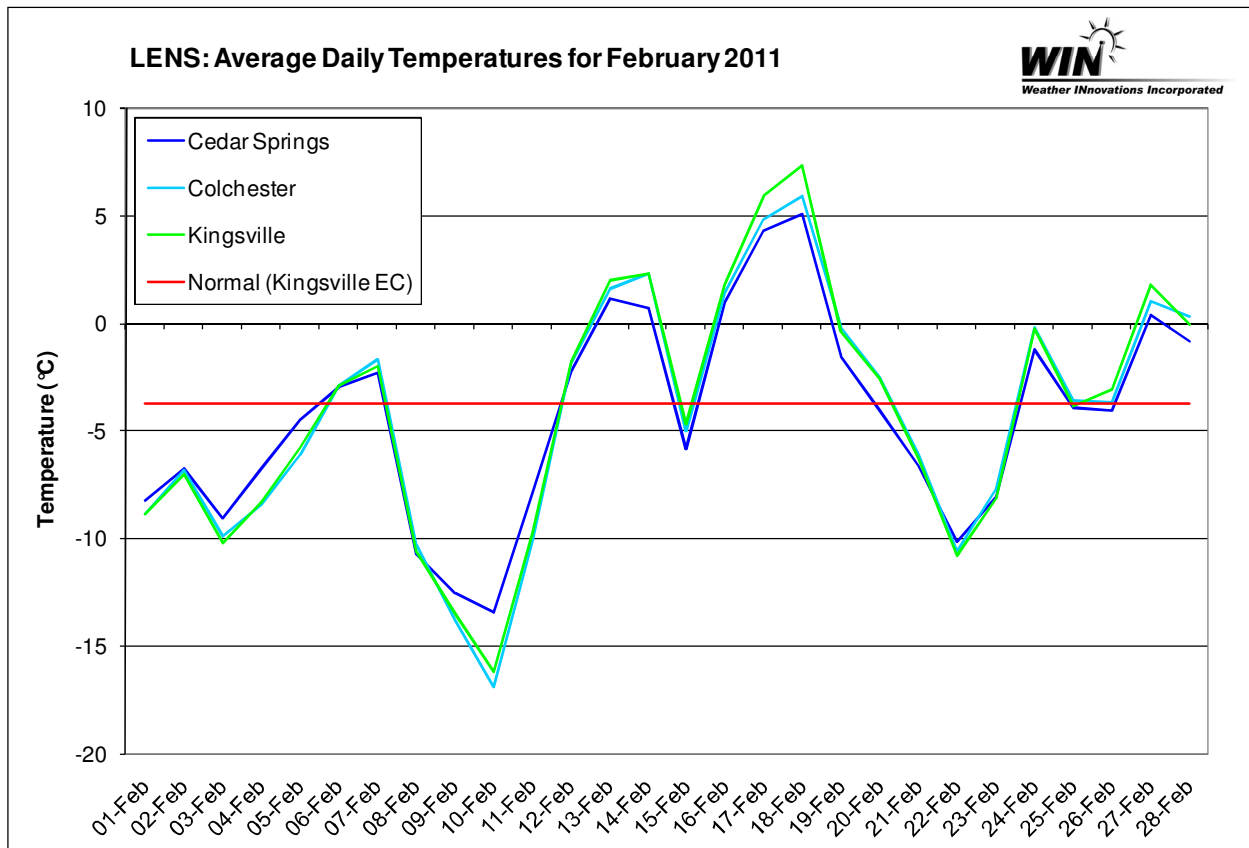
Lake Erie North Shore

WIN Staff
March 7, 2011



OVERVIEW

The vine deacclimation process began in February, as the coldest winter temperatures passed and the temperature trend increased throughout the month. Overall, daily temperatures in February 2011 were near normal. The average monthly temperature across the Lake Erie North Shore stations was only 0.5°C - 0.6°C below the normal daily mean, based on Environment Canada's 30-year normal for Kingsville. The monthly minimums occurred during the overnight period on the 9th-10th, with the coldest February temperature reaching -22.4°C at the Colchester station. Throughout February there were a significant number of days suitable for icewine harvest; however, most, if not all of the harvest would have taken place in December and January.



TEMPERATURE ANALYSIS:

The February 2011 minimum temperatures in the Lake Erie North Shore appellation were much lower than those in February 2010 respectively: -17.8°C (-12.7°C in 2010) at the Cedar Springs station; -22.4°C (-12.4°C in 2010) at the Colchester station and -22.0 °C (-12.5°C in 2010) at the Kingsville station. A brief warm spell on the 17th and 18th may have slightly accelerated the deacclimation process. There were 15 days in February when temperatures fell below -8°C at one or more of the stations. These aspects are noted in the following figures.

LENS: February 2011 Daily Minimums

Date	Cedar Springs	Colchester	Kingsville
1-Feb	-10.1	-10.4	-10.2
2-Feb	-11	-9.8	-10.4
3-Feb	-15.9	-16	-16.4
4-Feb	-10.9	-11.6	-11.3
5-Feb	-7.2	-9.4	-8.5
6-Feb	-5.4	-7.4	-6
7-Feb	-7.5	-4.9	-5.5
8-Feb	-13.6	-14.9	-14.2
9-Feb	-14.7	-18.4	-16.2
10-Feb	-17.8	-22.4	-22
11-Feb	-13.6	-20	-17.2
12-Feb	-4.1	-3.7	-3.4
13-Feb	-1.8	-1.6	-1.3
14-Feb	-6.6	-3.7	-4.2
15-Feb	-12.5	-14.4	-12
16-Feb	-3.8	-3.2	-2.7
17-Feb	3	3	3.9
18-Feb	2.1	2.2	2.8
19-Feb	-4.4	-3.3	-3.2
20-Feb	-7.4	-4.2	-5.1
21-Feb	-10	-9.6	-9.5
22-Feb	-13.9	-16.3	-16
23-Feb	-16.2	-15.8	-18
24-Feb	-4	-2.7	-1.9
25-Feb	-10.1	-13	-11.3
26-Feb	-9.6	-8.4	-10.4
27-Feb	-3	-1.9	-1.4
28-Feb	-5.8	-4.1	-4.5

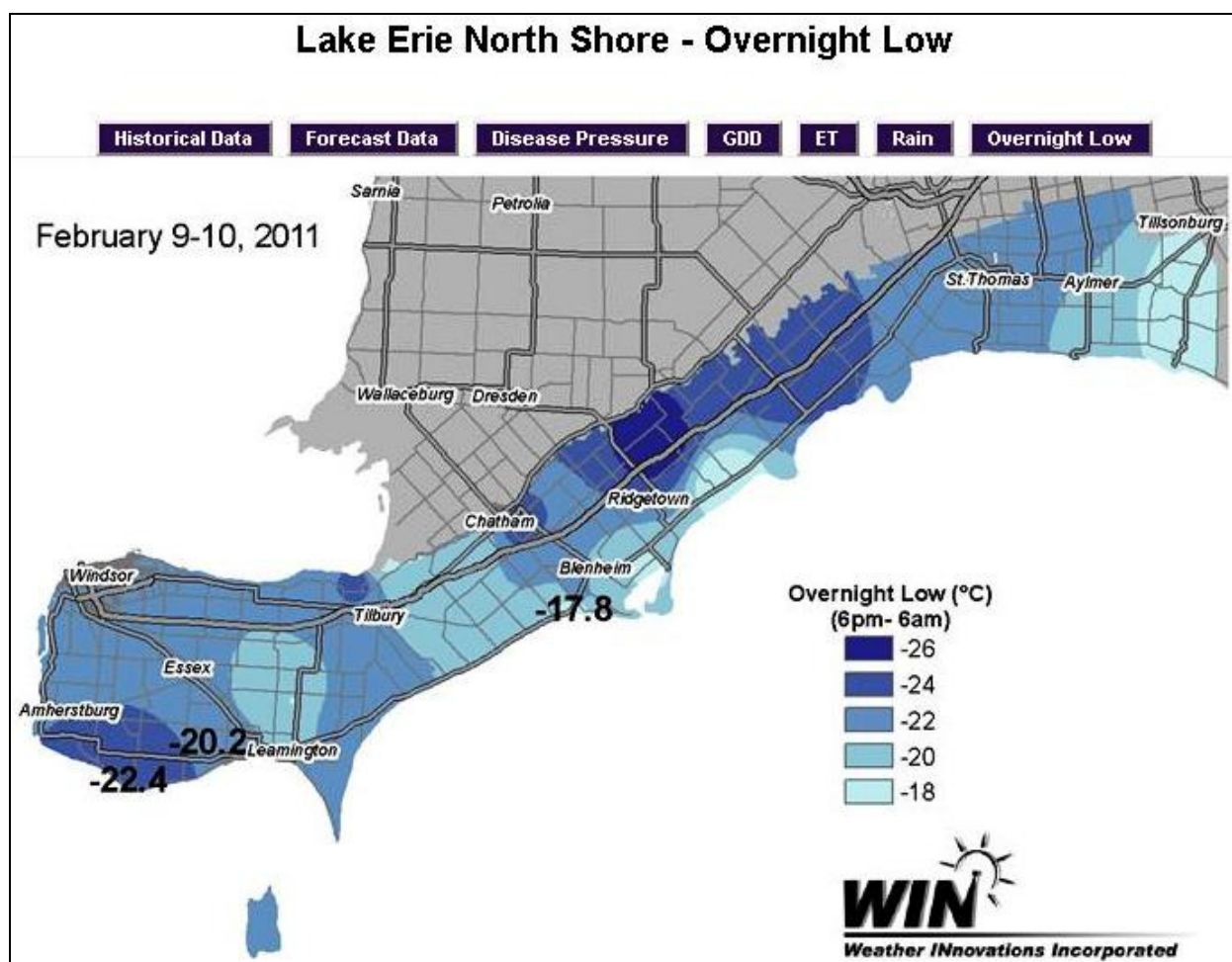


Weather INnovations Incorporated

	Days with Icwine Temperatures
	Monthly Minimum



Weather INnovations Incorporated



SUMMARY:

Near normal temperatures were observed in February, with the coldest event occurring on the 9th – 10th. The coldest temperature reached in February 2011 was -22.4°C compared to only -12.7°C in February 2010. There were suitable hours for icewine harvest throughout the month of February; however, the majority of the harvest was completed in December and January. The temperature trend increased throughout the month of February, which prompted the deacclimation process. A brief warm spell on the 17th and 18th may have slightly accelerated this process. Continued near normal temperatures into the spring should help maintain a desired and gradual rate of deacclimation.