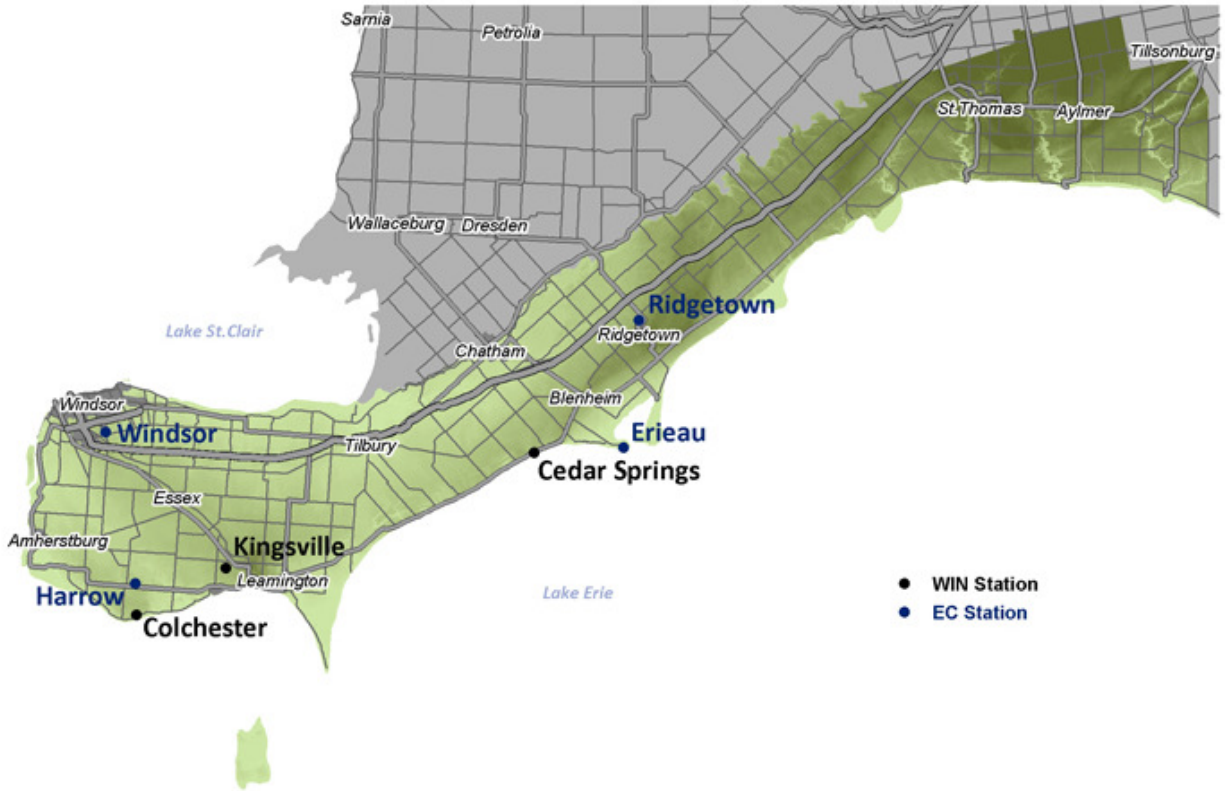




Weather INnovations Incorporated



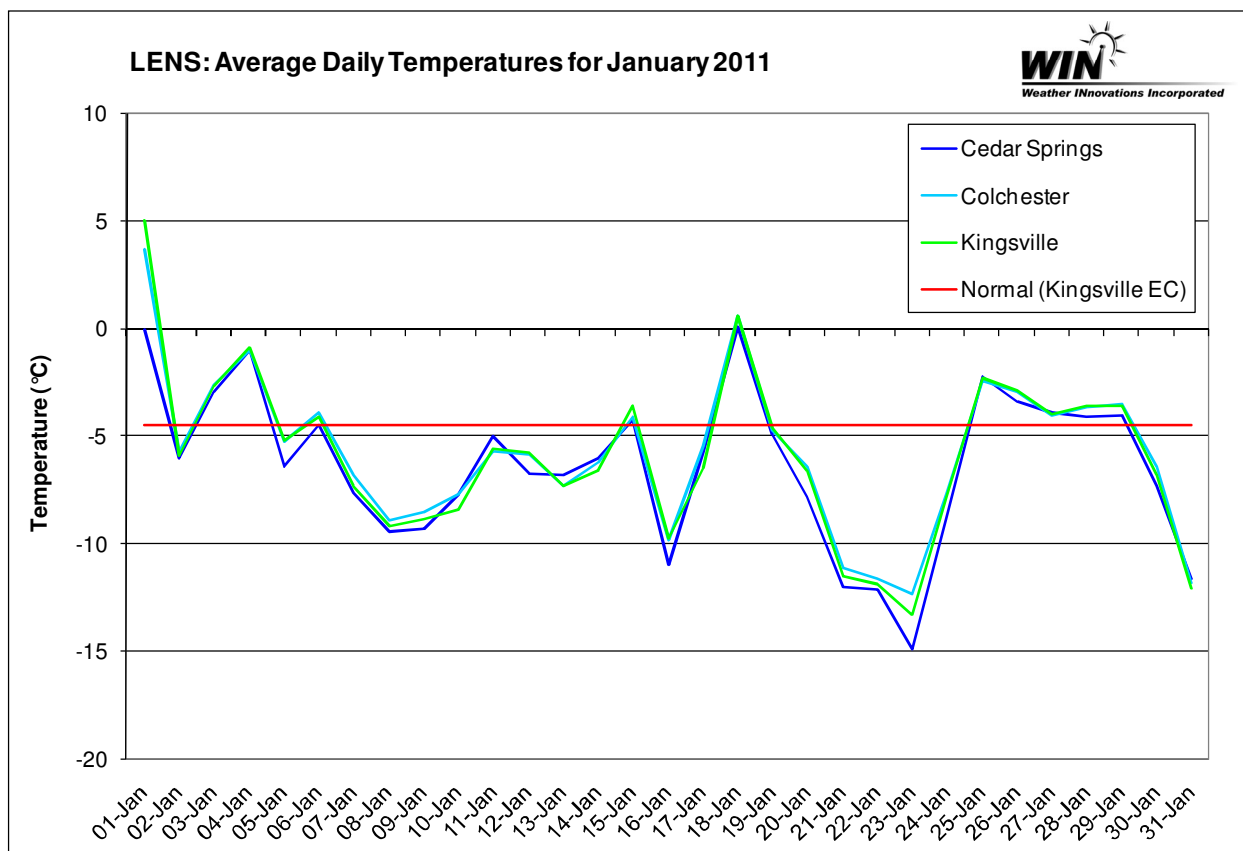
January 2011: Temperature & Icewine Hours Summary Lake Erie North Shore

WIN Staff
February 8, 2011



OVERVIEW

January 2011 brought three overnight periods where temperatures fell below -18°C: the first occurred on the 21st-22nd, the second occurred on the 23rd-24th and the third occurred on the morning of the 31st. Fortunately, temperatures remained above -20°C during these challenging nights, unlike the Niagara and PEC appellations. The lowest temperature in January reached -19.5°C at the Cedar Springs station. Average monthly temperatures were -6.4°C at Cedar Springs, -5.8°C at Colchester and -5.9°C at Kingsville. Accordingly, the average monthly temperatures were 1.3°C – 1.9°C below normal for this appellation, compared to only 0°C - 0.3°C below normal in January 2010. These statistics are based on Environment Canada’s 30-year normal for Kingsville. This summary illustrates minimum January 2011 temperatures, as well as the icewine harvest opportunities that arose. For this report, icewine hours are defined as instances when the average hourly temperature ranged between -8.0°C and -12.0°C, inclusive. Events are focused at opportunities encompassing a minimum 6 hour period.






TEMPERATURE ANALYSIS

The January 2011 monthly minimum temperature for each site was: -19.5°C (compared to -15.4°C in 2010) at the Cedar Springs station; -18.6°C (compared to -17.9°C in 2010) at the Colchester station and -18.3°C (compared to -18.9°C in 2010) at the Kingsville station. These monthly minimum temperatures occurred on the 21st, 22nd and 31st of January. There were 22 days in January 2011, compared to 15 days in January 2010, when temperatures at one or more stations, dipped into icewine temperature ranges. Note that there were no daily minimum temperatures that remained above 0°C. This is shown in

the following figure.

LENS: January 2011 Daily Minimums			
Date	Cedar Springs	Colchester	Kingsville
1-Jan	-6.3	-4.3	-4.4
2-Jan	-6.8	-7.8	-7.8
3-Jan	-7	-5.8	-6.1
4-Jan	-5	-5.3	-5.1
5-Jan	-9	-8.5	-8.2
6-Jan	-8.4	-6.2	-6.3
7-Jan	-12	-9.9	-9.5
8-Jan	-13.2	-11.9	-13.6
9-Jan	-13.1	-13.1	-12.6
10-Jan	-11.4	-11.8	-13.2
11-Jan	-8	-9.4	-8.1
12-Jan	-7.8	-11.5	-8
13-Jan	-8.6	-11.7	-12
14-Jan	-9.5	-8.6	-9.4
15-Jan	-8.5	-9.7	-5.7
16-Jan	-15.4	-15	-13.4
17-Jan	-10.8	-9.2	-10.3
18-Jan	-2.3	-2.5	-2.8
19-Jan	-8.1	-7.3	-7.5
20-Jan	-12.4	-8.5	-9
21-Jan	-19.5	-17.8	-16.9
22-Jan	-16.5	-18.6	-16.3
23-Jan	-19	-16.3	-15.8
24-Jan	-18.1	-14.3	-13.8
25-Jan	-4.2	-4.2	-4.2
26-Jan	-4.8	-4.6	-4.6
27-Jan	-5.6	-5.3	-5.4
28-Jan	-6	-5.5	-5.5
29-Jan	-6.3	-5.9	-5.5
30-Jan	-12.8	-14.7	-14.8
31-Jan	-16.2	-15.8	-18.3

	Days with Icewine Temperatures
	Monthly Minimum

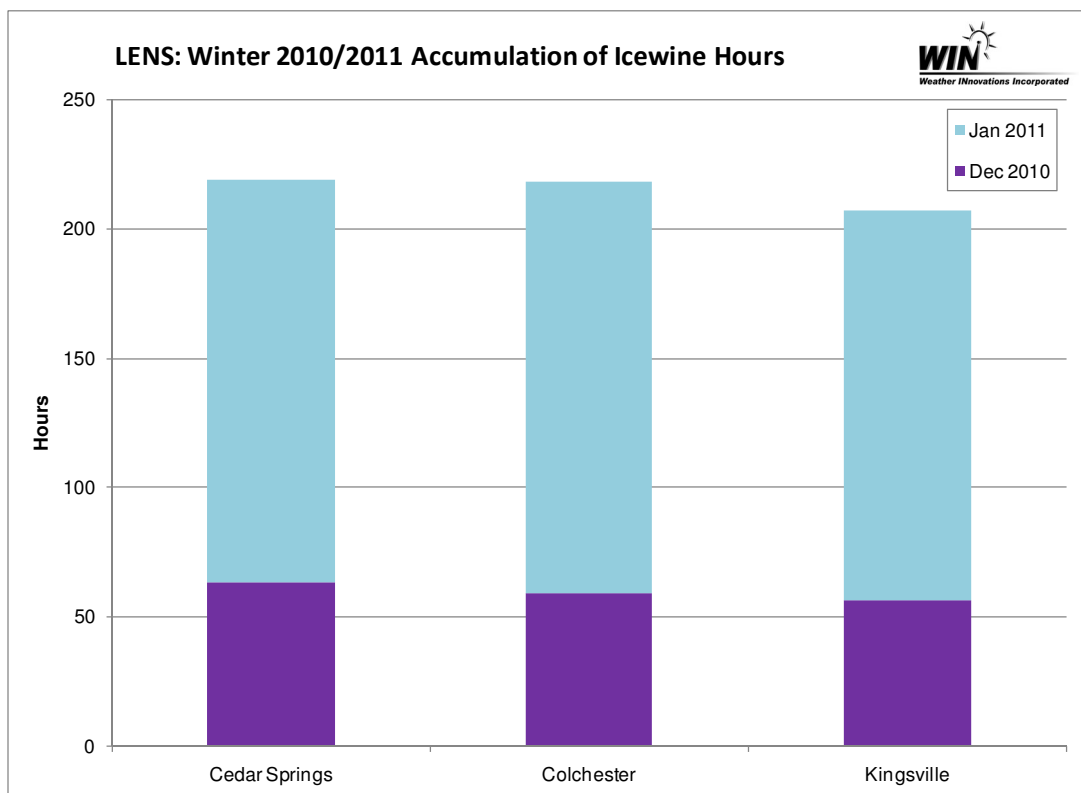
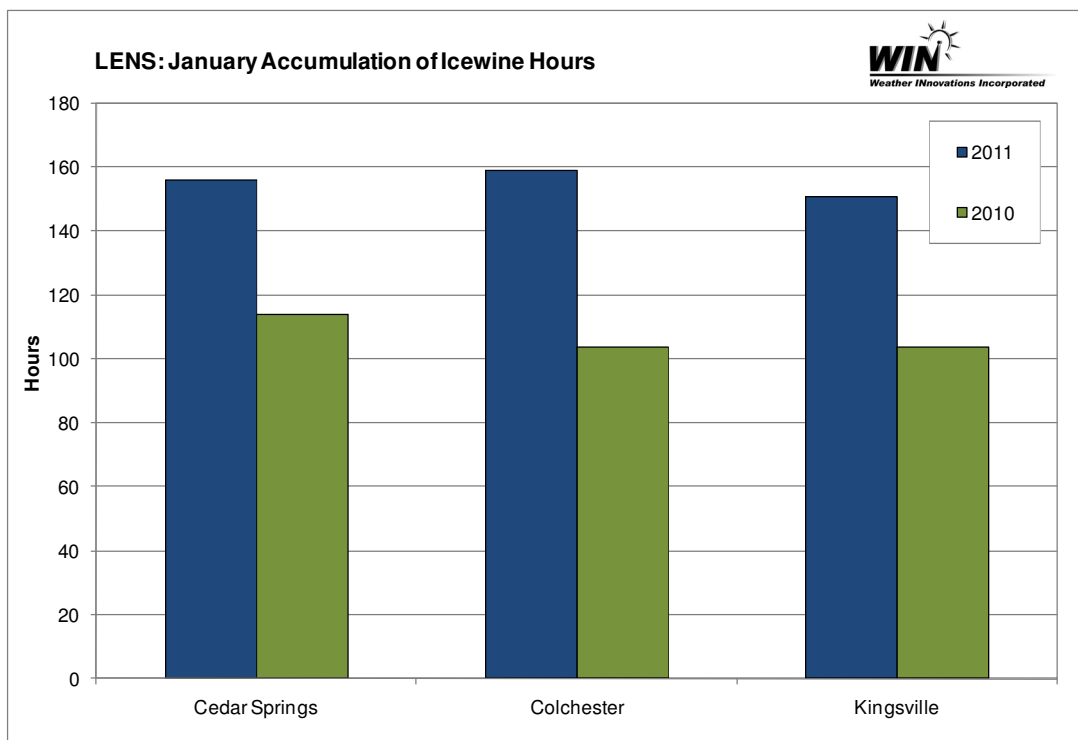


ICEWINE HOURS ANALYSIS

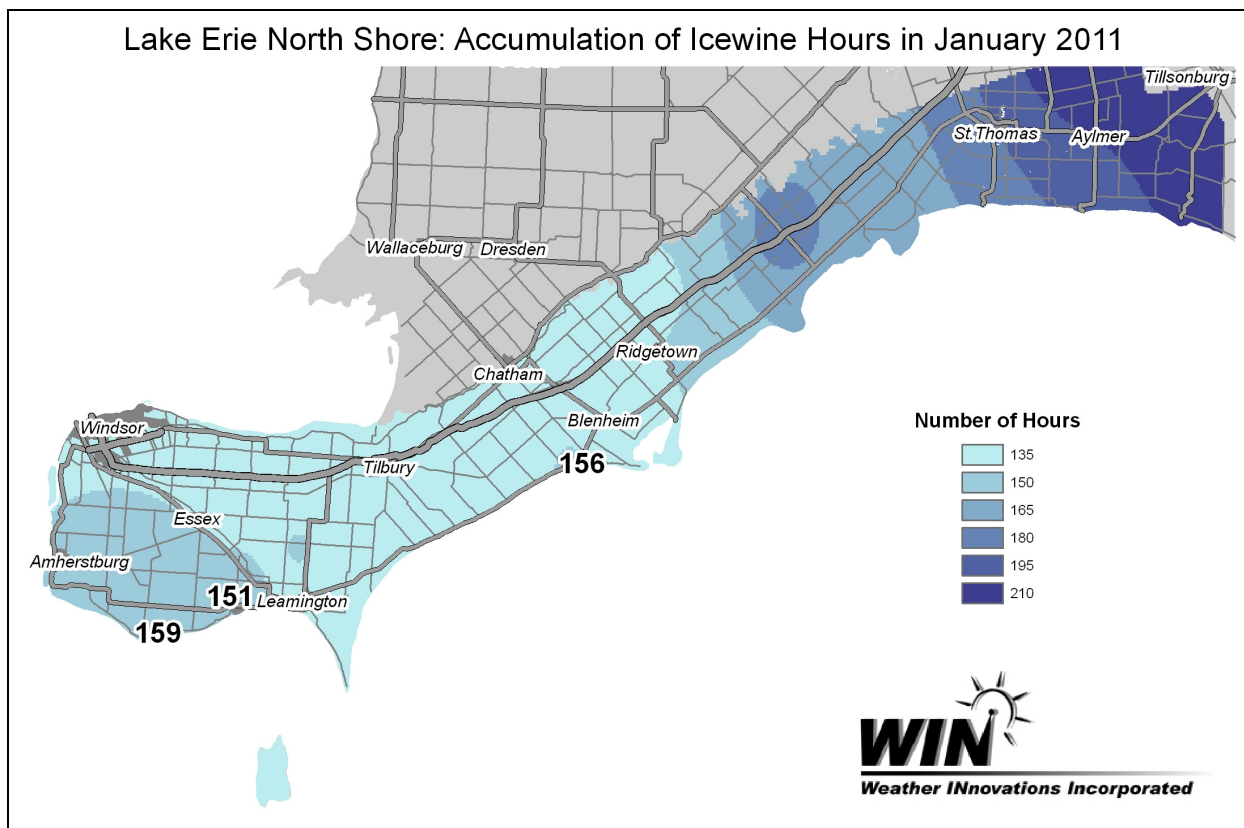
As seen in the following two figures, the stations accumulated more icewine hours in January 2011, as compared to January 2010. A total of 156 icewine hours were recorded at the Cedar Springs station (compared to 114 in 2010), while the Colchester station recorded 159 hours and the Kingsville station

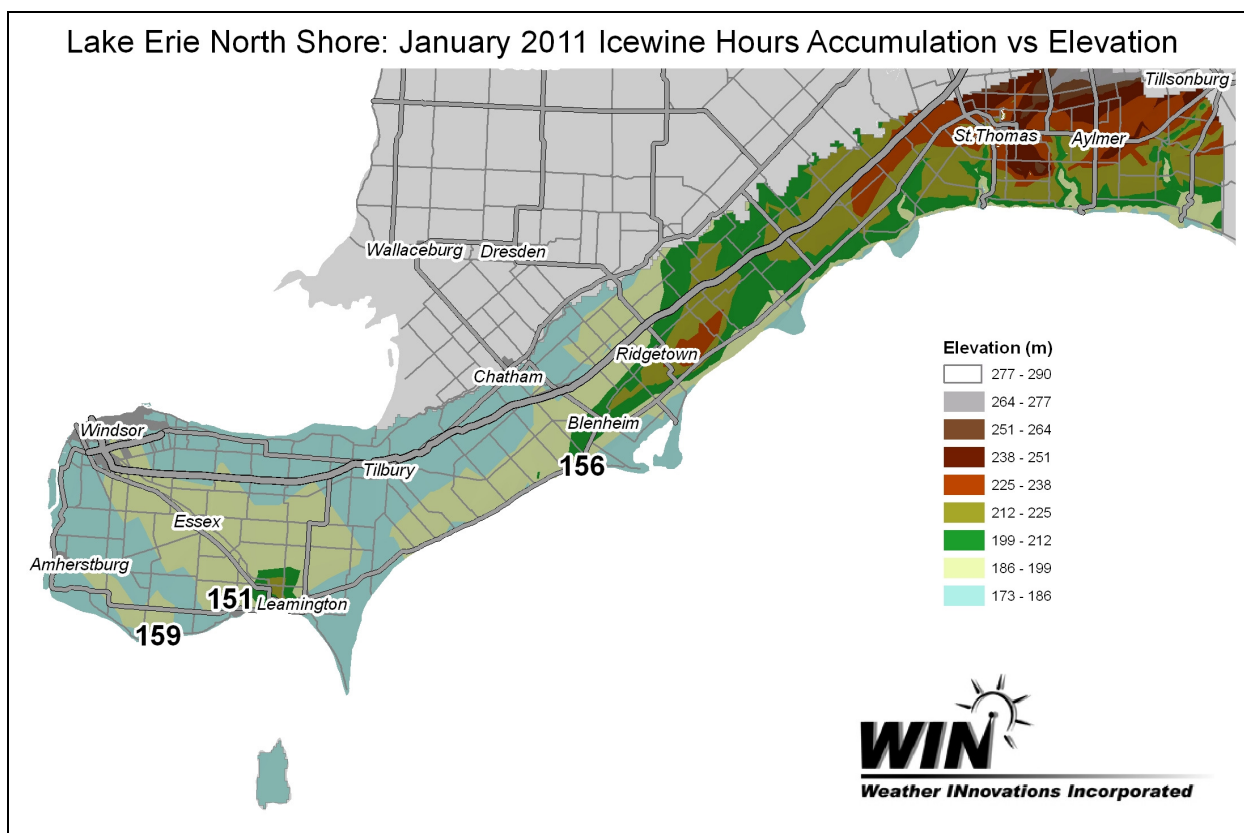


recorded 151 hours (compared to 104 hours at each station in 2010). There have been a significant number of hours for harvesting icewine grapes, in December 2010 and January 2011. The Kingsville station accumulated the least number of hours for the combined two months, while the Cedar Springs station accumulated the most hours; totaling 207 and 219 hours, respectively.



Thus, there were a high number of suitably cold hours at each location for harvesting icewine grapes in January 2011. The maps shown below further illustrate the icewine harvesting hour variability across the appellation. Areas to the north of Ridgetown received a significantly higher number of icewine hours. This is influenced by the increase in elevation to the north of Ridgetown, as illustrated in the elevation map.





SUMMARY

January 2011 temperatures were below normal in the Lake Erie North Shore appellation; average temperatures for the month were 1.3°C to 1.9°C below the 30-year normal. The coldest events took place on the 21st-22nd, the 23rd-24th, and the morning of the 31st, with the coldest January temperature reaching -19.5°C at the Cedar Springs station. January 2011 provided a significant number of opportunities for harvesting icewine grapes, following a considerable number of hours accumulated in December 2010. These conditions provided an early harvest for growers who chose to produce icewine this year.

APPENDIX – Potential Icewine Harvest Opportunities for Lake Erie North Shore Appellation

LENS: Icewine Opportunities (6 Hour Minimum)			
Date & Time	Cedar Springs	Colchester	Kingsville
Potential Icewine Opportunity			
1/7/2011 1:00	-6.9	-6.7	-6.6
1/7/2011 2:00	-8.1	-7.7	-7.5
1/7/2011 3:00	-7.7	-8	-8.2
1/7/2011 4:00	-8	-7.2	-9
1/7/2011 5:00	-9	-7.6	-8.3
1/7/2011 6:00	-11.2	-7.7	-9.3
1/7/2011 7:00	-9.8	-6.8	-9
1/7/2011 8:00	-9.2	-6.7	-7.8
1/7/2011 9:00	-9.2	-6.6	-7.3
1/7/2011 10:00	-7.5	-6.3	-6.5
Potential Icewine Opportunity			
1/7/2011 22:00	-7.7	-7.6	-7.6
1/7/2011 23:00	-8.2	-7.9	-7.8
1/8/2011 0:00	-8.7	-8.8	-8.2
1/8/2011 1:00	-9.3	-10.9	-9
1/8/2011 2:00	-9.6	-10	-9.5
1/8/2011 3:00	-9.5	-9.5	-9.4
1/8/2011 4:00	-10.8	-10.1	-9.2
1/8/2011 5:00	-12.4	-11.3	-9.7
1/8/2011 6:00	-12.5	-11	-10.6
1/8/2011 7:00	-11.9	-11.6	-11.7
1/8/2011 8:00	-11.8	-11.4	-12.6
1/8/2011 9:00	-11.9	-11.6	-13.2
1/8/2011 10:00	-11.1	-10.4	-11.7
1/8/2011 11:00	-10.3	-9.3	-10.3
1/8/2011 12:00	-8.6	-7.6	-9.1
1/8/2011 13:00	-7.7	-6.7	-7.9
Potential Icewine Opportunity			
1/8/2011 17:00	-7.3	-6.6	-6.9
1/8/2011 18:00	-8.5	-7.8	-7.2
1/8/2011 19:00	-9.2	-7.5	-8
1/8/2011 20:00	-9.3	-8	-8.7
1/8/2011 21:00	-9	-8.2	-8.7
1/8/2011 22:00	-7.7	-8.5	-9
1/8/2011 23:00	-8.5	-9.2	-9
1/9/2011 0:00	-9.1	-9.7	-9.3
1/9/2011 1:00	-10.2	-10.3	-9.5

	Icewine Temperatures
	Below Icewine Temperatures

LENS: Icewine Opportunities (6 Hour Minimum)

Date & Time	Cedar Springs	Colchester	Kingsville
1/9/2011 2:00	-10.8	-10.4	-9.9
1/9/2011 3:00	-10.3	-10.3	-10.8
1/9/2011 4:00	-11.2	-10.4	-11
1/9/2011 5:00	-11.3	-10.6	-11.2
1/9/2011 6:00	-11.7	-10.9	-11.3
1/9/2011 7:00	-12	-12.2	-12.1
1/9/2011 8:00	-12.2	-11.6	-12.2
1/9/2011 9:00	-12.3	-11.2	-12
1/9/2011 10:00	-10.7	-9.7	-10.9
1/9/2011 11:00	-8.8	-8	-8.9
1/9/2011 12:00	-6.7	-6.2	-7.2
Potential Icewine Opportunity			
1/9/2011 19:00	-7.9	-6.8	-7.3
1/9/2011 20:00	-10.5	-9.4	-8.6
1/9/2011 21:00	-12	-10.8	-10.3
1/9/2011 22:00	-12.3	-11.1	-11.5
1/9/2011 23:00	-12.6	-11.1	-11.4
1/10/2011 0:00	-10	-10.8	-11.2
1/10/2011 1:00	-9.1	-10.2	-10.9
1/10/2011 2:00	-8.9	-8.1	-10.2
1/10/2011 3:00	-10.4	-9.2	-10.4
1/10/2011 4:00	-10.7	-10.1	-11.9
1/10/2011 5:00	-11.2	-11	-12.7
1/10/2011 6:00	-11.1	-9.8	-12.3
1/10/2011 7:00	-11	-10.3	-11.4
1/10/2011 8:00	-10.6	-10.1	-11.5
1/10/2011 9:00	-10.6	-10.1	-11.7
1/10/2011 10:00	-9.7	-8.4	-9.9
1/10/2011 11:00	-7.8	-7.1	-7
Potential Icewine Opportunity			
1/10/2011 19:00	-7	-7	-7.4
1/10/2011 20:00	-7.8	-8.4	-8.1
1/10/2011 21:00	-7.9	-9.7	-9.6
1/10/2011 22:00	-7.6	-9.2	-10.5
1/10/2011 23:00	-7.8	-8.5	-9.1
1/11/2011 0:00	-7.6	-9.2	-8.2
1/11/2011 1:00	-7.4	-8.6	-7.8
1/11/2011 2:00	-7.3	-8	-7.5



	Icewine Temperatures
	Below Icewine Temperatures



LENS: Icewine Opportunities (6 Hour Minimum)

Date & Time	Cedar Springs	Colchester	Kingsville
	Potential Icewine Opportunity		
1/12/2011 22:00	-7	-7.4	-6.6
1/12/2011 23:00	-6.9	-9.6	-6.6
1/13/2011 0:00	-6.6	-10.9	-7.6
1/13/2011 1:00	-6.8	-11.1	-8.5
1/13/2011 2:00	-7.7	-10.6	-10
1/13/2011 3:00	-8	-10.6	-10.9
1/13/2011 4:00	-8.5	-10.3	-11.8
1/13/2011 5:00	-8.5	-10.4	-11.4
1/13/2011 6:00	-8.4	-9.7	-10.2
1/13/2011 7:00	-8.5	-9.6	-9.3
1/13/2011 8:00	-8.2	-9.1	-9
1/13/2011 9:00	-7.9	-9.2	-8.4
1/13/2011 10:00	-7.3	-8.2	-7.9
1/13/2011 11:00	-6.5	-5.9	-7.2
	Potential Icewine Opportunity		
1/15/2011 22:00	-7.3	-7	-4.3
1/15/2011 23:00	-8	-8	-5.1
1/16/2011 0:00	-8.3	-9.1	-5.1
1/16/2011 1:00	-9.4	-10.4	-6.2
1/16/2011 2:00	-10.8	-11.7	-7.2
1/16/2011 3:00	-12.1	-13.3	-10.2
1/16/2011 4:00	-13.4	-14.1	-11.4
1/16/2011 5:00	-14.3	-13.4	-11.5
1/16/2011 6:00	-14.7	-13.8	-11.2
1/16/2011 7:00	-11.9	-10.5	-12.6
1/16/2011 8:00	-9.9	-8.5	-13.2
1/16/2011 9:00	-9	-7.1	-12.5
1/16/2011 10:00	-8.7	-5.3	-11.6
1/16/2011 11:00	-9.3	-5.7	-8.9
1/16/2011 12:00	-9.7	-6.4	-7.4
1/16/2011 13:00	-10	-8.7	-7.2
1/16/2011 14:00	-10.2	-9.1	-7.6
1/16/2011 15:00	-10.7	-9.4	-9
1/16/2011 16:00	-11	-9.8	-9
1/16/2011 17:00	-11	-10.1	-8.9
1/16/2011 18:00	-11	-10.2	-9.5
1/16/2011 19:00	-11.1	-10.1	-9.9



	Icewine Temperatures
	Below Icewine Temperatures



LENS: Icewine Opportunities (6 Hour Minimum)

Date & Time	Cedar Springs	Colchester	Kingsville
1/16/2011 20:00	-11.2	-9.9	-10.2
1/16/2011 21:00	-11.3	-10.2	-10.2
1/16/2011 22:00	-11.2	-10.1	-10.1
1/16/2011 23:00	-10.7	-9.4	-9.9
1/17/2011 0:00	-10.7	-8.4	-9.9
1/17/2011 1:00	-9.8	-8.3	-9.8
1/17/2011 2:00	-7.9	-8.4	-9.7
1/17/2011 3:00	-7.7	-8.8	-9.7
1/17/2011 4:00	-8.1	-8.9	-10.1
1/17/2011 5:00	-8.4	-9.1	-9.5
1/17/2011 6:00	-8.6	-8.6	-9.8
1/17/2011 7:00	-8.2	-7.7	-9.9
1/17/2011 8:00	-7.4	-7.3	-9.9
1/17/2011 9:00	-6.7	-6.4	-9.5
1/17/2011 10:00	-6.1	-6	-8.5
1/17/2011 11:00	-5.7	-5.3	-7.4
Potential Icewine Opportunity			
1/19/2011 23:00	-7.6	-6.2	-6.1
1/20/2011 0:00	-8	-7.2	-6.9
1/20/2011 1:00	-9	-7.5	-8.3
1/20/2011 2:00	-10.6	-7.5	-8.4
1/20/2011 3:00	-11.3	-8.3	-8.3
1/20/2011 4:00	-11.9	-7.9	-8.8
1/20/2011 5:00	-11.1	-7.7	-7.9
1/20/2011 6:00	-12	-7.8	-7.7
1/20/2011 7:00	-9.9	-7.9	-7.6
1/20/2011 8:00	-9.3	-7.8	-7.5
1/20/2011 9:00	-8.5	-7	-7.1
1/20/2011 10:00	-7.3	-6	-6.3
Potential Icewine Opportunity			
1/21/2011 3:00	-7.2	-7.9	-7.4
1/21/2011 4:00	-8.5	-10	-9.6
1/21/2011 5:00	-10.4	-10.9	-10.7
1/21/2011 6:00	-11.6	-11.4	-11.4
1/21/2011 7:00	-12	-11.8	-11.9
1/21/2011 8:00	-12.4	-12.2	-12.4
1/21/2011 9:00	-12.6	-12.5	-12.8
1/21/2011 10:00	-11.8	-12	-12.4



Weather INnovations Incorporated

	Icwine Temperatures
	Below Icwine Temperatures



Weather INnovations Incorporated

LENS: Icewine Opportunities (6 Hour Minimum)

Date & Time	Cedar Springs	Colchester	Kingsville
1/21/2011 11:00	-11.5	-11.3	-11.7
1/21/2011 12:00	-11.1	-11	-11.3
1/21/2011 13:00	-10.5	-10.3	-10.7
1/21/2011 14:00	-10.4	-9.9	-10.5
1/21/2011 15:00	-10.2	-9.7	-10.1
1/21/2011 16:00	-10.4	-9.4	-10.2
1/21/2011 17:00	-11	-10	-10.2
1/21/2011 18:00	-12.5	-11.2	-11.2
1/21/2011 19:00	-14	-12	-12.5
1/21/2011 20:00	-15	-12.6	-13.8
1/21/2011 21:00	-17.5	-13.2	-15.1
1/21/2011 22:00	-17.9	-13.3	-15.9
1/21/2011 23:00	-18.7	-14.1	-15.6
1/22/2011 0:00	-16.9	-16.6	-16.4
1/22/2011 1:00	-15.3	-16.2	-15.9
1/22/2011 2:00	-15.5	-12.9	-16
1/22/2011 3:00	-15.4	-12.3	-15.5
1/22/2011 4:00	-15.8	-12.3	-13.6
1/22/2011 5:00	-16.3	-11.9	-13.2
1/22/2011 6:00	-14.8	-11.7	-12.6
1/22/2011 7:00	-14	-12.7	-12.1
1/22/2011 8:00	-13.5	-13.2	-12.5
1/22/2011 9:00	-13.1	-13.8	-13
1/22/2011 10:00	-11.4	-13.5	-13.4
1/22/2011 11:00	-10.7	-12.8	-12.8
1/22/2011 12:00	-10.6	-12.5	-12.6
1/22/2011 13:00	-10.7	-12	-12.2
1/22/2011 14:00	-10.2	-11.3	-11.6
1/22/2011 15:00	-10.4	-10.6	-11
1/22/2011 16:00	-10.2	-10.3	-10.5
1/22/2011 17:00	-10.2	-10	-10.1
1/22/2011 18:00	-10.3	-9.7	-9.9
1/22/2011 19:00	-10.3	-9.1	-9.5
1/22/2011 20:00	-10	-8.9	-9.1
1/22/2011 21:00	-10.2	-9.1	-9.2
1/22/2011 22:00	-10.1	-9.6	-9.4
1/22/2011 23:00	-10.3	-10.4	-9.9
1/23/2011 0:00	-11.7	-11.5	-10.9



Weather INnovations Incorporated

	Icwine Temperatures
	Below Icwine Temperatures



Weather INnovations Incorporated

LENS: Icewine Opportunities (6 Hour Minimum)

Date & Time	Cedar Springs	Colchester	Kingsville
1/23/2011 1:00	-13.2	-12.7	-12.7
1/23/2011 2:00	-14.3	-13.2	-13.7
1/23/2011 3:00	-13.9	-13.5	-14.1
1/23/2011 4:00	-14	-13.8	-14.5
1/23/2011 5:00	-13.9	-14.1	-14.6
1/23/2011 6:00	-14.4	-14.4	-15
1/23/2011 7:00	-14.9	-15	-14.8
1/23/2011 8:00	-15.4	-15.9	-15.7
1/23/2011 9:00	-15.8	-15.6	-15.6
1/23/2011 10:00	-15.5	-13.8	-14.5
1/23/2011 11:00	-14.9	-12.4	-13.4
1/23/2011 12:00	-13.8	-10.7	-12.2
1/23/2011 13:00	-12.7	-9.6	-10.8
1/23/2011 14:00	-11.8	-8.4	-10
1/23/2011 15:00	-11.7	-8.4	-9.9
1/23/2011 16:00	-11.7	-8.5	-9.8
1/23/2011 17:00	-12.4	-9.8	-10.3
1/23/2011 18:00	-15.3	-11.3	-11.9
1/23/2011 19:00	-17.4	-11.9	-14.5
1/23/2011 20:00	-18.1	-12	-15.2
1/23/2011 21:00	-18.2	-12.3	-15.7
1/23/2011 22:00	-18.2	-12	-14.3
1/23/2011 23:00	-18.5	-12	-12.9
1/24/2011 0:00	-18.5	-13.8	-13.1
1/24/2011 1:00	-17.6	-13.6	-13.5
1/24/2011 2:00	-13.2	-12	-12.6
1/24/2011 3:00	-12.5	-11.2	-12.7
1/24/2011 4:00	-12.8	-10.9	-11.7
1/24/2011 5:00	-12.8	-11	-11.7
1/24/2011 6:00	-12.8	-11.3	-11.7
1/24/2011 7:00	-12.5	-11	-11.3
1/24/2011 8:00	-12.3	-10.6	-10.8
1/24/2011 9:00	-11.6	-10.5	-10.6
1/24/2011 10:00	-10.8	-9.9	-10.3
1/24/2011 11:00	-10.2	-9	-9.3
1/24/2011 12:00	-9.4	-8.4	-8.6
1/24/2011 13:00	-8.9	-7.9	-8
1/24/2011 14:00	-8	-7	-7.3



Weather INnovations Incorporated

	Icwine Temperatures
	Below Icwine Temperatures



Weather INnovations Incorporated

LENS: Icewine Opportunities (6 Hour Minimum)

Date & Time	Cedar Springs	Colchester	Kingsville
	Potential Icewine Opportunity		
1/30/2011 17:00	-5.9	-4	-5.1
1/30/2011 18:00	-8	-6.2	-7.6
1/30/2011 19:00	-10.3	-9.2	-9.7
1/30/2011 20:00	-11	-10.6	-10.7
1/30/2011 21:00	-9.7	-10.8	-11.5
1/30/2011 22:00	-10	-12.2	-11.8
1/30/2011 23:00	-11.6	-13.7	-12.9
1/31/2011 0:00	-11.9	-14.2	-13.7
1/31/2011 1:00	-13.6	-15.1	-16.2
1/31/2011 2:00	-14.7	-15.4	-16.7
1/31/2011 3:00	-13.6	-15	-17.1
1/31/2011 4:00	-12.7	-15.4	-17.4
1/31/2011 5:00	-13.8	-15.6	-17.8
1/31/2011 6:00	-14.7	-15.2	-15.2
1/31/2011 7:00	-15.7	-13.7	-12.9
1/31/2011 8:00	-14.2	-12.8	-12.2
1/31/2011 9:00	-12.3	-12	-11.4
1/31/2011 10:00	-11.7	-10.2	-9.9
1/31/2011 11:00	-10.5	-9.9	-9.6
1/31/2011 12:00	-10.4	-9.5	-9.6
1/31/2011 13:00	-10.1	-8.7	-9.4
1/31/2011 14:00	-9.7	-8.6	-9.6
1/31/2011 15:00	-9.9	-9.2	-9.8
1/31/2011 16:00	-9.9	-9.5	-9.9
1/31/2011 17:00	-10.1	-10	-10
1/31/2011 18:00	-10.9	-10.8	-10.4
1/31/2011 19:00	-11.1	-11.3	-10.8
1/31/2011 20:00	-11	-11	-11
1/31/2011 21:00	-10	-10.8	-10.7
1/31/2011 22:00	-9.4	-11	-10.5
1/31/2011 23:00	-9.6	-11.2	-10.9



	Icewine Temperatures
	Below Icewine Temperatures

