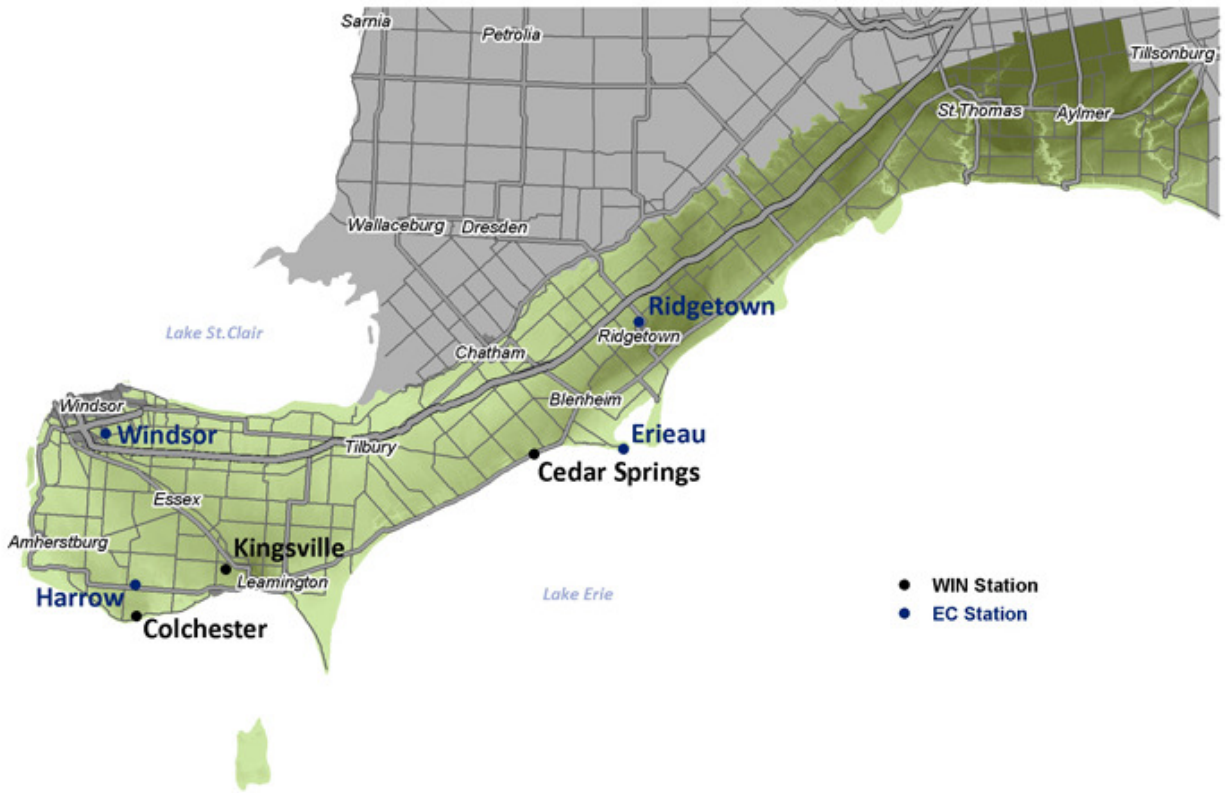




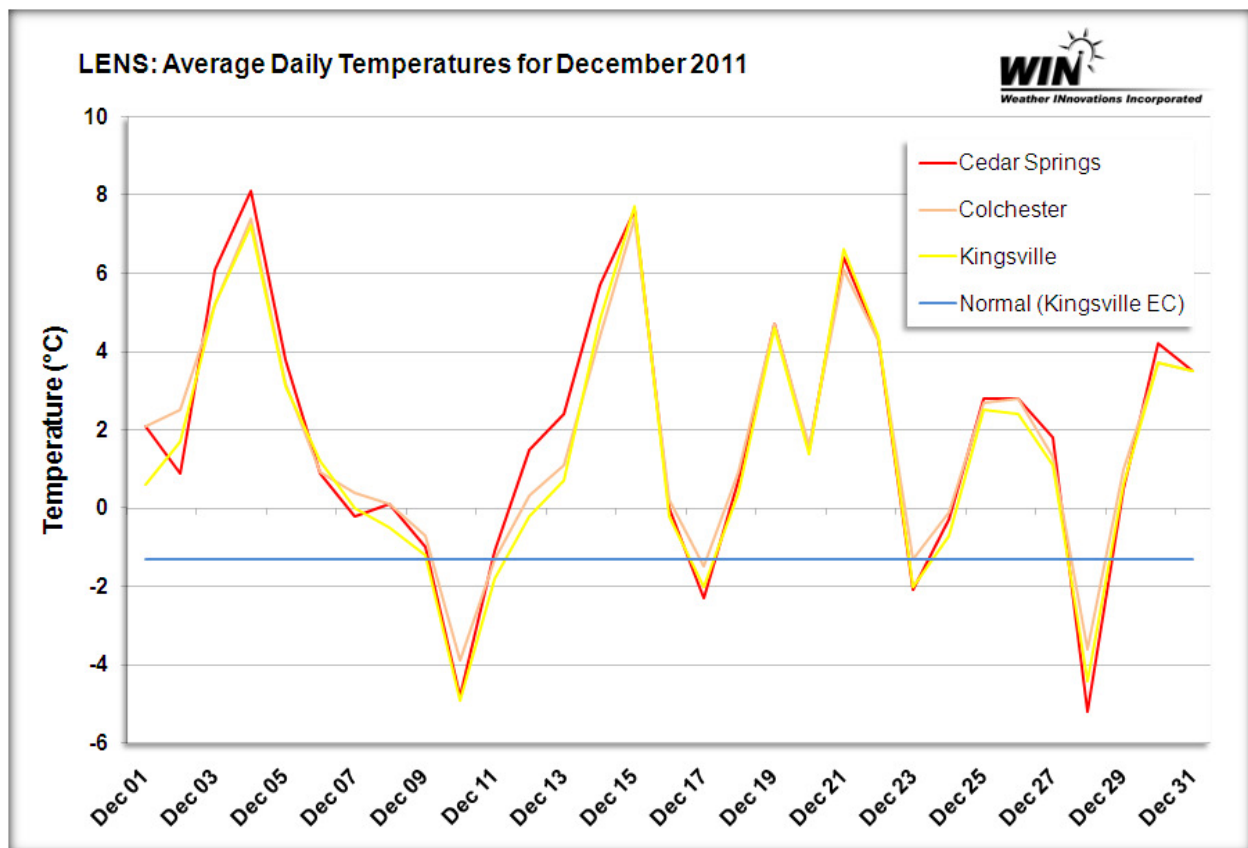
# December 2011: Temperature & Icewine Hours Summary Lake Erie North Shore



Wayne Heinen  
January 10, 2012

## Overview

A much warmer than normal December 2011 in the Lake Erie North Shore appellation meant a delayed start to the harvest for producers who chose to make icewine this year. Temperatures were drastically different from the previous December. Average monthly temperatures at Cedar Springs, Colchester and Kingsville were +1.8°C, +1.8°C and +1.5°C respectively in 2011, compared to -4.0°C, -3.8°C, and -3.9°C in 2010. Accordingly, the average monthly temperatures were 2.8°C – 3.1°C above normal for this appellation, compared to 2.5°C – 2.7°C below normal in December 2010. These statistics are based on Environment Canada's 30-year normal for Kingsville. This summary illustrates December 2011 minimum temperatures and icewine hours. For this report, icewine hours are defined as instances when the average hourly temperature was between -8.0°C and -12.0°C, inclusive. However, temperatures did not dip below -8°C for a full hour at anytime during December 2011.



## Temperature Analysis

The monthly minimum temperatures for each site in December 2011 were: -8.2°C (compared to -14.4°C in 2010) at the Cedar Springs station; -8.0°C (compared to -14.4°C in 2010) at the Kingsville station and -6.7°C (compared to -17.4°C in 2010) at the Colchester station. These monthly minimum temperatures occurred on the 10<sup>th</sup> of December. There were 2 days in December 2011, compared to 12 days in December 2010, when temperatures, at one or more stations, dipped into icewine temperature ranges; however, the 2011 temperatures did not last for a full hour.

## LENS: December 2011 Daily Minimums

Date	Cedar Springs	Colchester	Kingsville
01-Dec	-1.9	-1	-5.5
02-Dec	-2.7	0.6	0
03-Dec	3.3	2.2	1.6
04-Dec	7.2	6.2	6.1
05-Dec	-0.2	-0.3	-0.2
06-Dec	-0.1	-0.1	0.2
07-Dec	-1.2	-1.1	-1.8
08-Dec	-2.9	-2.3	-5
09-Dec	-5.1	-4.3	-6.1
10-Dec	-8.2	-6.7	-8
11-Dec	-6.2	-4.8	-7
12-Dec	-1.4	-3.2	-4.5
13-Dec	-3.3	-3.6	-5.1
14-Dec	3.8	2.6	2.8
15-Dec	1.7	2.2	1.7
16-Dec	-1.4	-1.1	-1.9
17-Dec	-5	-2.4	-2.8
18-Dec	-1.7	-1	-2.3
19-Dec	1.7	2	1.6
20-Dec	-1	0	-0.2
21-Dec	4.6	3.4	3.5
22-Dec	1.6	2.3	2.1
23-Dec	-3.5	-3.5	-3.8
24-Dec	-3.9	-4.2	-6.2
25-Dec	1	0.9	0.5
26-Dec	0	0.7	-0.9
27-Dec	-0.3	-0.1	-0.3
28-Dec	-8	-5.6	-7.4
29-Dec	-6.7	-2.2	-4.8
30-Dec	2	1.4	0.9
31-Dec	2.5	2.7	2.6



Weather INnovations Incorporated

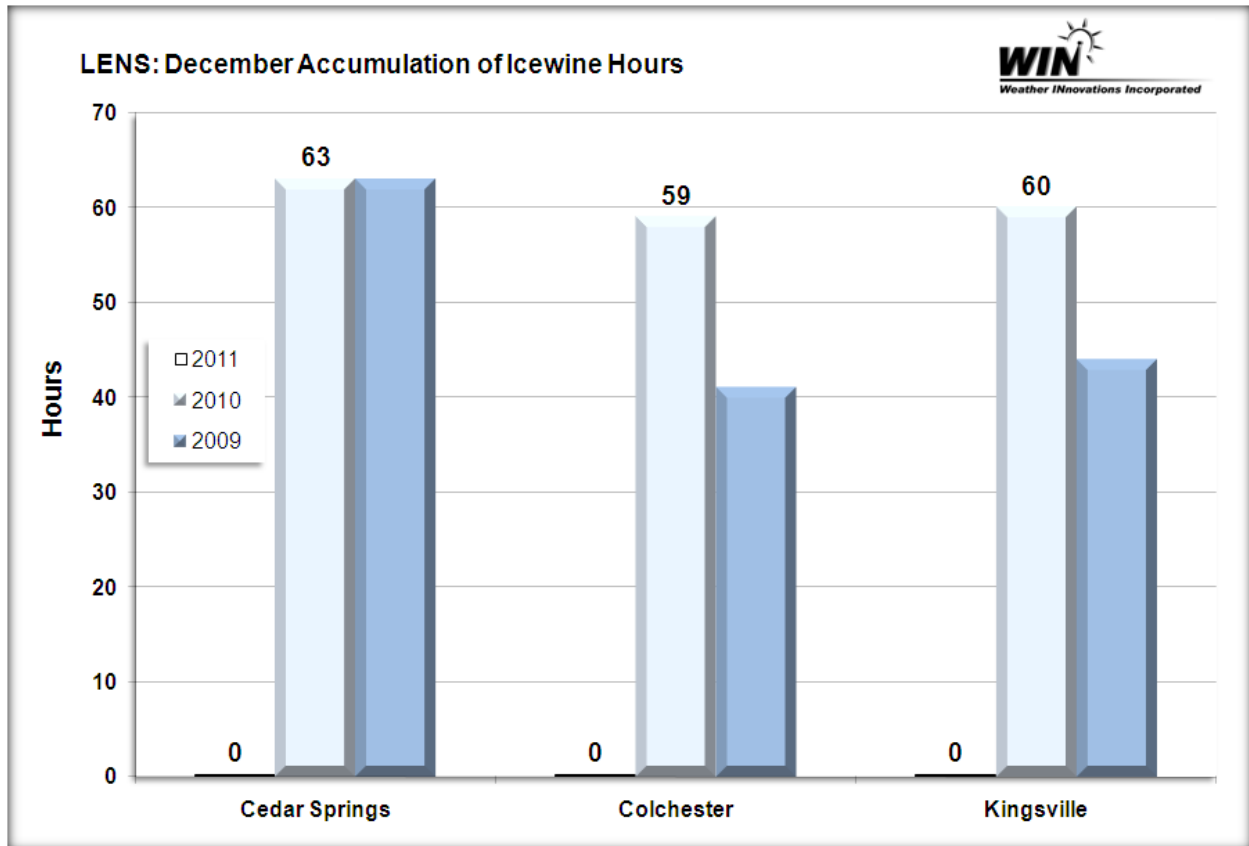
	Days with Icewine Temperatures
	Monthly Minimum



Weather INnovations Incorporated

## Icewine Hours Analysis

There were plenty of freeze/thaw events this December, but no events dipped below -8°C for a full hour, resulting in zero icewine hours. This is in sharp contrast to the previous 2 years, where 41-63 icewine hours were accumulated. This is not surprising due to the much warmer than average temperatures experienced this December and the much colder than average temperatures experienced the previous 2 years. Thus, there were no suitably cold hours at each location for harvesting icewine grapes in December 2011.



## Summary

December 2011 temperatures were significantly above normal in the Lake Erie North Shore appellation; average temperatures for the month were 2.8°C – 3.1°C above the 30-year normal for Kingsville. There were only 2 days when temperatures, at one or more stations, dipped into icewine temperature ranges. However, these temperatures quickly rose again, resulting in no icewine hours. The coldest December event took place on the 10<sup>th</sup> of December, reaching -8.2°C at the Cedar Springs station (compared to -17.4°C at the Colchester station in 2010). These conditions provided a later than normal start to the harvest for growers who chose to produce icewine this year.